

SCORPIONFX



SINCE 1995

ULTIMATE REVERSAL SCANNER:

This indicator has been designed to identify the powerful '**Three Line Strike**' reversal pattern.

According to Thomas Bulkowski (internationally known author and a leading expert on candlestick patterns), the '**Three Line Strike**' has the highest overall performance rank of **any** candlestick pattern. Bulkowski's best-selling book "Encyclopedia of Chart Patterns" is recognized around the world, as the premier reference on chart pattern analysis.

IMPORTANT FACTOR TO KEEP IN MIND:

Nothing is more important than price action.

A strong engulfing candle at the end of a trend is a clear indication that the institutions have flipped. If it happens at the end of an uptrend, it means that the institutional bears are now in charge. And if it happens at the end of a downtrend, it means that the institutional bulls are now in charge.

These are extremely simple and straight forward patterns to trade. Without the need for you to analyze any type of unnecessary data. And without the need for you to decipher any kind of complex patterns.

And best of all, our indicator will do all of the hard work of finding these patterns for you. Anywhere across the entire market.

Features:

- This indicator can monitor all 28 pairs at the same time.
- It can monitor every timeframe, from 1 Minute to Monthly. All at the same time.
- It will automatically trigger an alert whenever the appropriate pattern is identified.
- It can monitor any symbol in your platform. Including crypto, commodities, indices, equities, etc.

This indicator only needs to be placed on one chart and it will simultaneously monitor the entire market, all on one screen. This will save you an enormous amount of time and effort. As you won't have to flip through dozens of charts for analysis.

And this will allow you to focus on other aspects of your trading. Such as further technical (or fundamental analysis). This will also give you more time to find other trading opportunities.

Indicator Parameters:

- **RSI Period:** Setting for RSI filter
- **RSI Up Level:** Overbought level for RSI filter. Pattern must form **above** this level to be valid.
- **RSI Down Level:** Oversold level for RSI filter. Pattern must form **below** this level to be valid.
- **Symbols:** The indicator monitors the 28 pairs by default, but you can select less pairs if you wish.
- **Alert on M1:** True = Yes, False = No
- **Alert on M5:** True = Yes, False = No
- **Alert on M15:** True = Yes, False = No
- **Alert on M30:** True = Yes, False = No
- **Alert on H1:** True = Yes, False = No
- **Alert on H4:** True = Yes, False = No
- **Alert on D1:** True = Yes, False = No
- **Alert on W1:** True = Yes, False = No
- **Alert on MN1:** True = Yes, False = No

***See the images and information below for further details.
And contact us if you have any questions.***

We reply to all questions within 24 hours. And depending on the total volume of inquiries that we have, we can sometimes answer in less than 1 hour. Even on weekends and holidays.

We are always here to help.

Support Team

ScorpionFX.com

Support@ScorpionFX.com

THIS INDICATOR IS DESIGNED TO IDENTIFY THE 'THREE-LINE-STRIKE' REVERSAL PATTERN, AND IT USES AN RSI FILTER TO FIND THE STRONGEST SETUPS.



IT MONITORS ALL 28 PAIRS AND ALL TIME-FRAMES. AND WHEN IT FINDS ONE OF THESE FORMATIONS, IT SENDS YOU AN ALERT.

GENERAL DESCRIPTION:

This indicator monitors all 28 pairs and all the time frames. And it uses an RSI filter to automatically identify the strongest possible reversal patterns in the market.

When it finds one of these patterns, it will send you a real time alert.

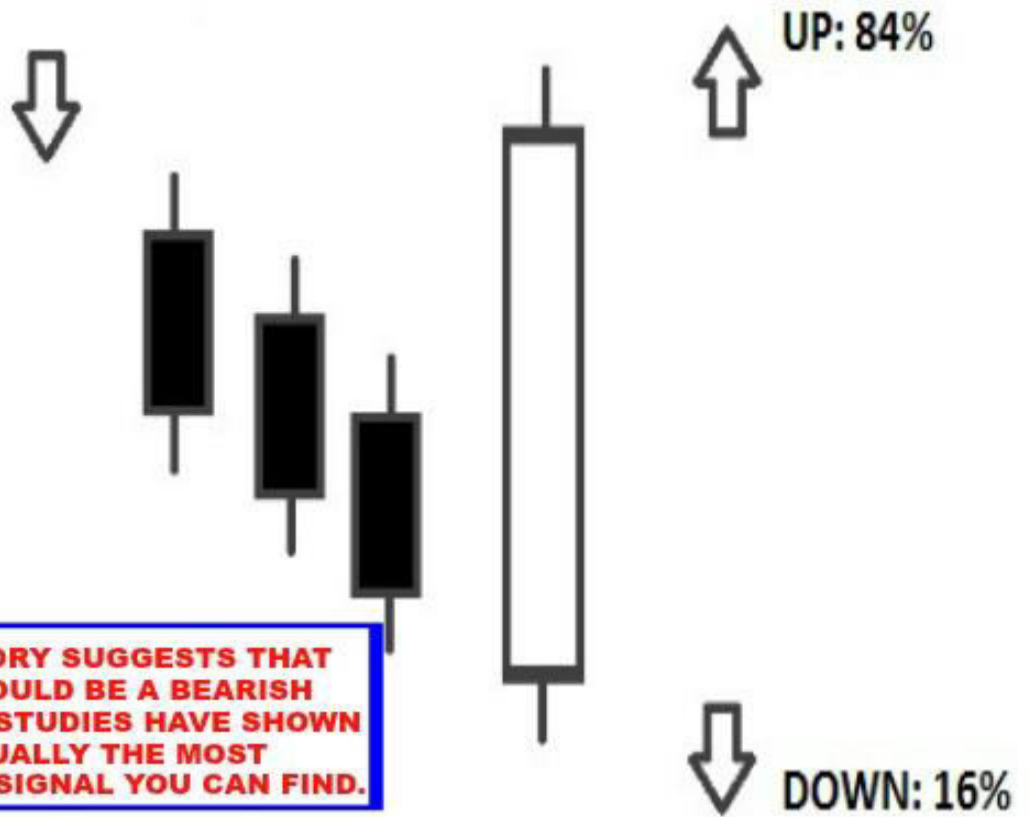
VERY IMPORTANT PLEASE NOTE:

In addition to forex pairs, this indicator can also monitor any other symbol that is offered in your Metatrader platform. Including crypto, commodities, indices, equities, ETF's etc.

Best of all, this indicator only needs to be placed on one chart. And it will simultaneously monitor the entire market, all on one screen. Allowing you to easily find as many trading opportunities as possible.

This will save you an enormous amount of time and effort. As you won't have to flip through dozens of charts for analysis. And this will allow you to focus on other aspects of your trading. Such as further technical or fundamental analysis.

Bearish Three Line Strike

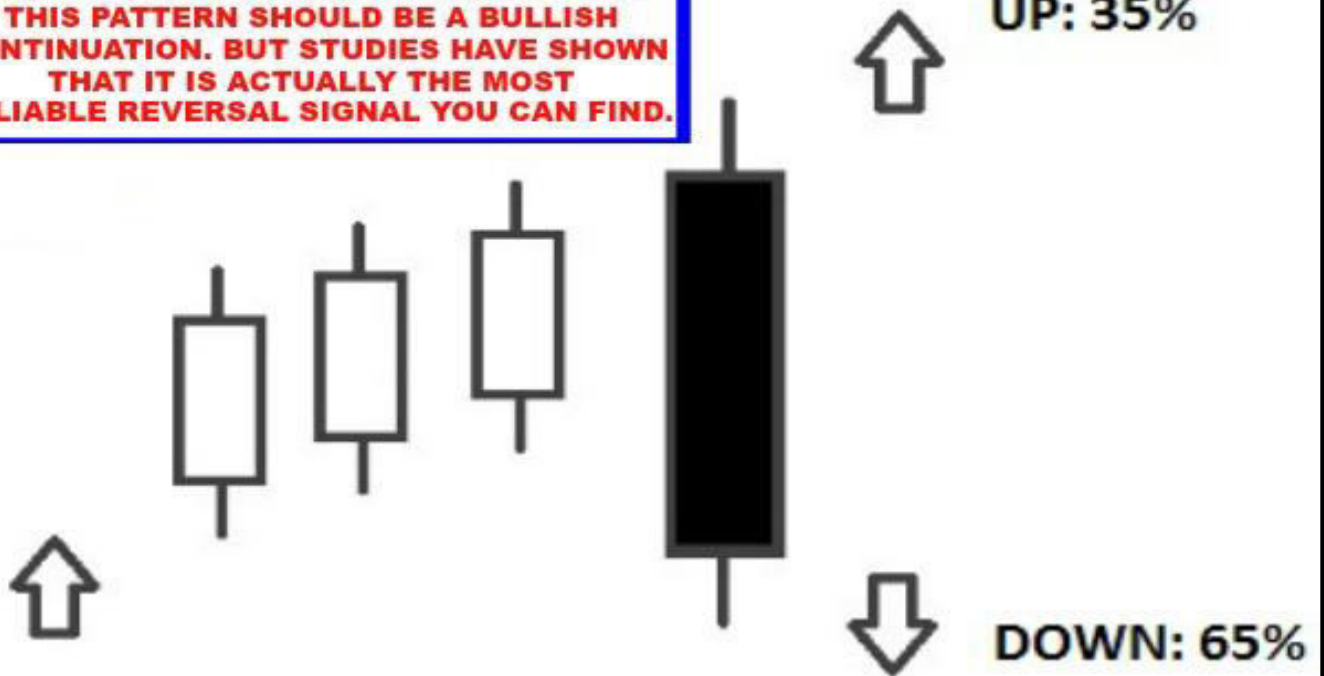


EXAMPLE OF A BEARISH THREE LINE STRIKE:

Candlestick theory suggests that this pattern should be a bearish continuation pattern. But studies have shown that this is actually the most reliable reversal signal you can find. Especially when found under the right conditions.

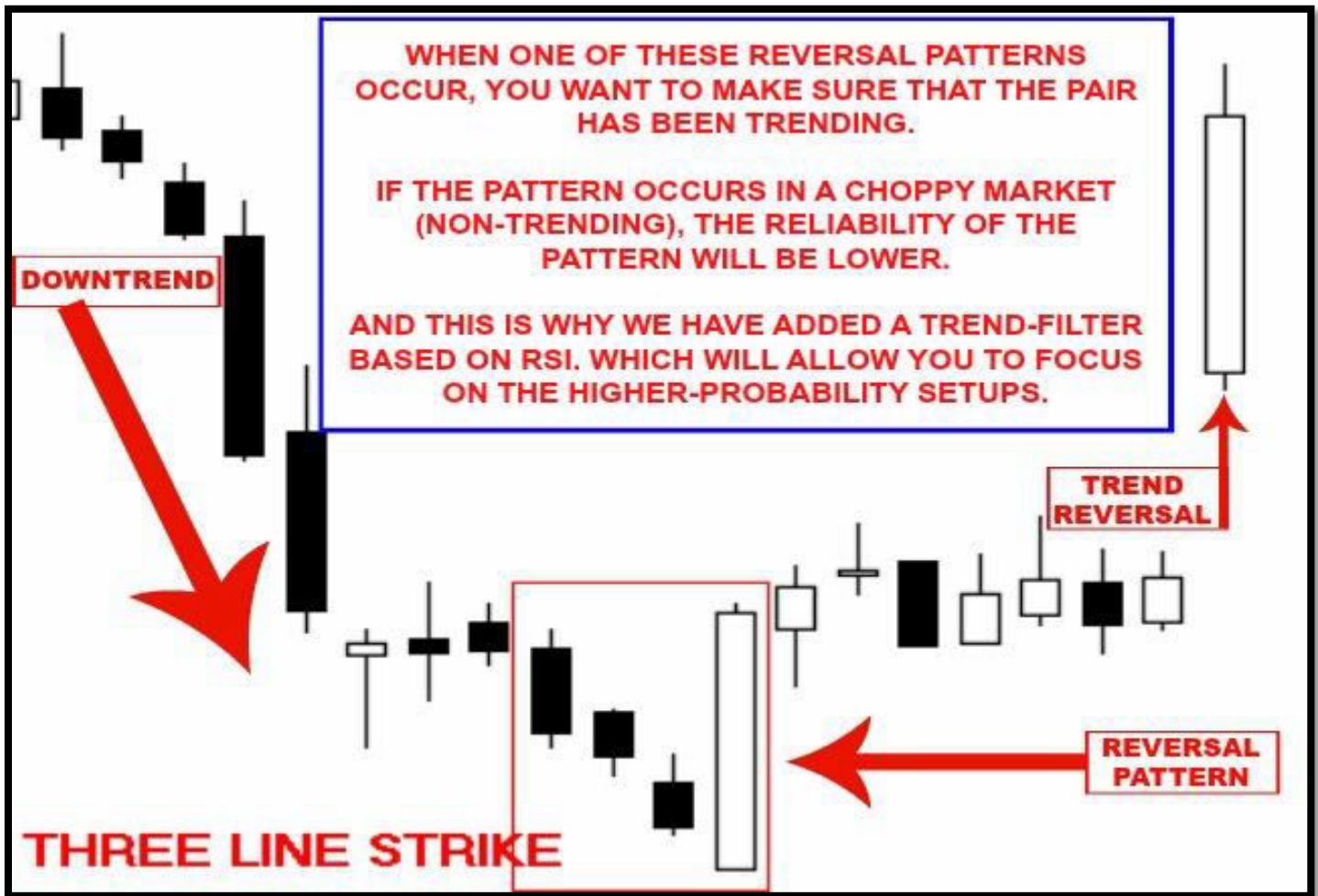
Bullish Three Line Strike

CANDLESTICK THEORY SUGGESTS THAT THIS PATTERN SHOULD BE A BULLISH CONTINUATION. BUT STUDIES HAVE SHOWN THAT IT IS ACTUALLY THE MOST RELIABLE REVERSAL SIGNAL YOU CAN FIND.



EXAMPLE OF A BULLISH THREE LINE STRIKE:

Candlestick theory suggests that this pattern should be a bullish continuation pattern. But studies have shown that this is actually the most reliable reversal signal you can find. Especially when found under the right conditions.



THE OPTIMAL CONDITIONS FOR TRADING THIS PATTERN:

When one of these patterns occur, you want to make sure that the pair was trending prior to the pattern being formed. Because if the pattern occurs in a choppy market, the reliability of the pattern will be much lower.

This is why we have added a trend filter to this indicator, based on RSI. In order to focus only on the highest probability trades.

**YOU HAVE FULL CONTROL OVER THE RSI SETTINGS,
AND THIS WILL ALLOW YOU TO AVOID
THE NON-TRENDING PAIRS.**

Variable	Value
RSIPeriod	14
RSIUpLevel	70.0
RSIDownLevel	30.0
Symbols	AUDCAD,AUDCHF,AUDJPY,AUDNZD,AUD...
AlertOnM1	true
AlertOnM5	true
AlertOnM15	true
AlertOnM30	true
AlertOnH1	true
AlertOnH4	true
AlertOnD1	true
AlertOnW1	true
AlertOnMN1	true

**YOU ALSO HAVE FULL CONTROL OVER WHICH
TIME-FRAMES AND WHICH PAIRS TO MONITOR.**

INDICATOR PARAMETERS AND RSI FILTER:

In addition to the indicator parameters, our Ultimate Reversal Scanner also provides a powerful RSI filter.

1) RSI FILTER:

These patterns are much more reliable when they occur at the end of a trend. And the RSI trend filter allows you to use RSI levels to determine the strength of the trend prior to the pattern being formed.

You can select the full parameters for RSI trend filter. And the pattern must be formed in accordance to your filter, in order for the alert to be triggered. Saving you lots of time (and potential losses) by avoiding weak signals.

2) PAIRS TO MONITOR:

You have full control over which pairs you would like to monitor. The indicator monitors all 28 pairs by default. But you can choose to monitor fewer pairs if you wish.

3) TIME FRAMES TO MONITOR:

You also have full control over which time frames you wish to monitor. The indicator monitors all 9 time frames by default. But you can choose to monitor fewer time frames if you wish.

**RECEIVE TWO FREE BONUSES
WITH YOUR NEW INDICATOR**

FREE BONUS # 1:

**RECEIVE BOTH METATRADER FILES
FOR YOUR NEW INDICATOR (MT4 AND MT5)
(*LIMITED TIME OFFER FOR NEW CLIENTS ONLY)**

Most traders will at some point use both versions of the Metatrader platform.
As both platforms have their own distinct advantages over the other.

MT4 has a larger selection of available indicators and EA's than MT5.
While MT5 has some additional features that are not available on MT4.
So it is quite common for traders to use both platforms.

Unfortunately, whenever a trader decides to move between platforms,
they generally need to go out and spend additional money on the
other platforms' version of their favorite indicators.

But our clients do not have to spend this additional money.

With the purchase of any of our custom indicators, you will receive both versions
of your new indicator, right from the start. This means you will receive (both)
the file for MT4 and the file for MT5. Allowing you to use your new indicator
on the Metatrader platform of your choice. At no additional cost.

FREE BONUS # 2:

**START SEEING RESULTS AS QUICKLY AS POSSIBLE
WITH THE ULTIMATE STARTER PACKAGE**

You will receive several important PDFs with your new indicator.
These PDFs were created by our ScorpionFX trading team.
And include a wealth of trading information and insight.

Including information for getting the best possible results with your
new indicator. As well as critical information for improving your
trading skills. And advancing your long-term development.

SCORPIONFX 
SINCE 1995

www.ScorpionFX.com